

Immigrant population

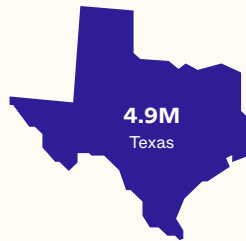
The foreign-born population in San Antonio and Texas represent an important and diverse share of their local communities, many of whom live in mixed-status families.

San Antonio Metro Area



294,900 immigrants reside in **San Antonio**, or **12 percent** of the total population.

Texas



4.9 million immigrants reside in **Texas**, or **17 percent** of the total population.

Population at risk of deportation

163K **163,400 non-citizens** residing in **San Antonio** are potentially at risk of deportation.

3M **3 million non-citizens** residing in **Texas** are potentially at risk of deportation.

Children and families

San Antonio Metro Area


142K
children

There are **141,700** children in San Antonio with at least one **immigrant parent**.

Texas

2.4M
children

There are **2.4 million** children in Texas with at least one **immigrant parent**.



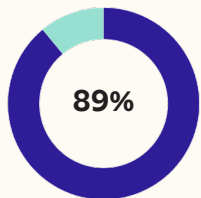
2 in 9

Two in nine children in San Antonio have at least one **immigrant parent**.



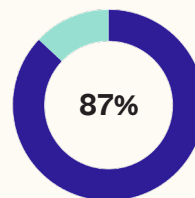
1 in 3

One in three children in Texas has at least one **immigrant parent**.



89%

The **vast majority of children** with at least one immigrant parent in San Antonio are **U.S. citizens. 89 percent** were born in the United States.



87%

The **vast majority of children** with at least one immigrant parent in Texas are **U.S. citizens. 87 percent** were born in the United States.

Local community ties



226,000 immigrants have lived in the San Antonio metro area **since 2009 or earlier**.



At least **78,800** homes in the San Antonio metro area are **owned by immigrants**.



26,900 immigrants in the San Antonio metro area are **entrepreneurs**.



31,500 immigrants in the San Antonio metro area are **students** enrolled in pre-K through college or graduate school.

Economic and labor force contributions

Immigrants in San Antonio and Texas contribute critical tax dollars to the local economy and are indispensable members of the workforce.

San Antonio Metro Area

\$8B Immigrant-led households **earned \$8 billion.**

\$670.6M Immigrants contributed **\$670.6 million** in combined **state and local taxes.**

\$1.3B Immigrants contributed **\$1.3 billion** in **federal taxes.**

\$6B This means immigrant-led households have an estimated **\$6 billion** in **spending power.**

Texas

\$161B Immigrant-led households **earned \$161 billion.**

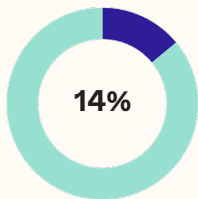
\$13.1B Immigrants contributed **\$13.1 billion** in combined **state and local taxes.**

\$25.3B Immigrants contributed **\$25.3 billion** in **federal taxes.**

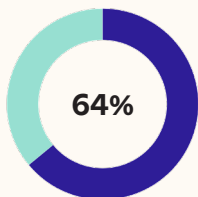
\$122.6B This means immigrant-led households have an estimated **\$122.6 billion** in **spending power.**

Labor force participation

San Antonio Metro Area

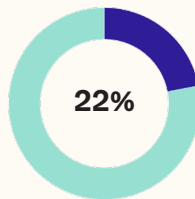


181,000 immigrant workers comprise **14 percent** of the labor force.

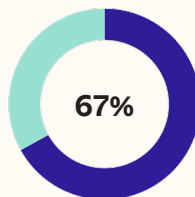


64 percent of immigrants **participate in the labor force**, comparable to the share among the native-born population (65 percent).

Texas



3.1 million immigrant workers comprise **22 percent** of the state's labor force.



67 percent of the state's immigrants **participate in the labor force**, comparable to the share among the state's native-born population (65 percent).

Sources

American Immigration Council:

"Map the Impact," available through <https://www.americanimmigrationcouncil.org>.

New American Economy (NAE):

"Immigrants and the Economy in . . .," by jurisdiction, in "Cities, States, and Districts," available through <https://www.newamericaneconomy.org>.

U.S. Census Bureau:

"Age and Nativity of Own Children under 18 Years in Families and Subfamilies by Nativity of Parents," 2021 American Community Survey (ACS) 1-Year Estimates, available through <https://data.census.gov>.

Analysis of 2021 ACS 5-Year Estimates Public Use Microdata

Sample by a Vera researcher, available through <https://usa.ipums.org/usa>.

"Selected Characteristics of the Foreign-Born Population by Period of Entry into the United States," 2021 ACS 5-Year Estimates, available through <https://data.census.gov>.

"Selected Characteristics of the Native and Foreign-Born Populations," 2021 ACS 5-Year Estimates, available through <https://data.census.gov>.