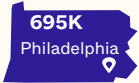


Immigrant population

The foreign-born population in Philadelphia and Pennsylvania represent an important and diverse share of their local communities, many of whom live in mixed-status families.

Philadelphia Metro Area



694,900 immigrants reside in **Philadelphia**, or **11 percent** of the total population.

Pennsylvania



924,600 immigrants reside in **Pennsylvania**, or **7 percent** of the total population.

Population at risk of deportation

301K **300,600 non-citizens** residing in **Philadelphia** are potentially at risk of deportation.

419K **418,900 non-citizens** residing in **Pennsylvania** are potentially at risk of deportation.

Children and families

Philadelphia Metro Area


288K
children

There are **288,400** children in Philadelphia with at least one **immigrant parent**.

Pennsylvania

380K
children

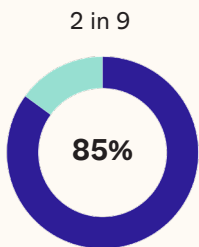
There are **380,300** children in Pennsylvania with at least one **immigrant parent**.



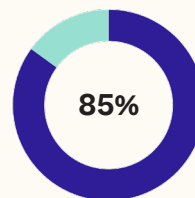
Two in nine children in Philadelphia have at least one **immigrant parent**.



One in seven children in Pennsylvania has at least one **immigrant parent**.



The **vast majority of children** with at least one immigrant parent in Philadelphia are **U.S. citizens. 85 percent** were born in the United States.



The **vast majority of children** with at least one immigrant parent in Pennsylvania are **U.S. citizens. 85 percent** were born in the United States.

Local community ties



502,800 immigrants have lived in the Philadelphia metro area **since 2009 or earlier**.



At least **182,500** homes in the Philadelphia metro area are **owned by immigrants**.



47,800 immigrants in the Philadelphia metro area are **entrepreneurs**.



97,000 immigrants in the Philadelphia metro area are **students** enrolled in pre-K through college or graduate school.

Economic and labor force contributions

Immigrants in Philadelphia and Pennsylvania contribute critical tax dollars to the local economy and are indispensable members of the workforce.

Philadelphia Metro Area

\$29.1B Immigrant-led households **earned \$29.1 billion.**

\$2.7B Immigrants contributed **\$2.7 billion** in combined **state and local taxes.**

\$5.7B Immigrants contributed **\$5.7 billion** in **federal taxes.**

\$20.7B This means immigrant-led households have an estimated **\$20.7 billion** in **spending power.**

Pennsylvania

\$34.8B Immigrant-led households **earned \$34.8 billion.**

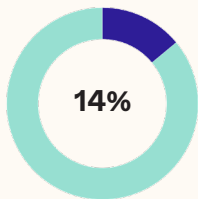
\$3.3B Immigrants contributed **\$3.3 billion** in combined **state and local taxes.**

\$6.1B Immigrants contributed **\$6.1 billion** in **federal taxes.**

\$25.4B This means immigrant-led households have an estimated **\$25.4 billion** in **spending power.**

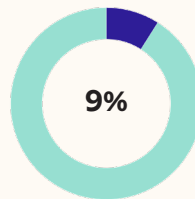
Labor force participation

Philadelphia Metro Area

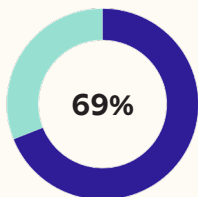


452,400 immigrant workers comprise **14 percent** of the labor force.

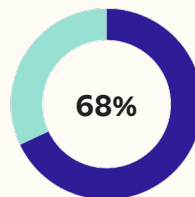
Pennsylvania



589,900 immigrant workers comprise **9 percent** of the state's labor force.



69 percent of immigrants **participate in the labor force**, greater than the share among the native-born population (65 percent).



68 percent of the state's immigrants **participate in the labor force**, greater than the share among the state's native-born population (63 percent).

Sources

American Immigration Council:

"Map the Impact," available through <https://www.americanimmigrationcouncil.org>.

New American Economy (NAE):

"Immigrants and the Economy in . . .," by jurisdiction, in "Cities, States, and Districts," available through <https://www.newamericaneconomy.org>.

U.S. Census Bureau:

"Age and Nativity of Own Children under 18 Years in Families and Subfamilies by Nativity of Parents," 2021 American Community Survey (ACS) 1-Year Estimates, available through <https://data.census.gov>.

Analysis of 2021 ACS 5-Year Estimates Public Use Microdata

Sample by a Vera researcher, available through <https://usa.ipums.org/usa>.

"Selected Characteristics of the Foreign-Born Population by Period of Entry into the United States," 2021 ACS 5-Year Estimates, available through <https://data.census.gov>.

"Selected Characteristics of the Native and Foreign-Born Populations," 2021 ACS 5-Year Estimates, available through <https://data.census.gov>.