

Washtenaw County, Michigan

March 2025

Immigrant population

Immigrants make up an important part of local communities in Washtenaw County and Michigan. Nonetheless, no noncitizen is exempt from the risk of deportation, which threatens the stability and family unity of immigrants and U.S.-born people alike.

Washtenaw County



47,200 immigrants reside in **Washtenaw County**, or **13 percent** of Washtenaw County's population.

Michigan



740,300 immigrants reside in **Michigan**, or **7 percent** of the total population.

Noncitizen population

23.6K

23,600 noncitizens are living in **Washtenaw County**.

317.1K

317,100 noncitizens are living in **Michigan**.

Children and families

Washtenaw County

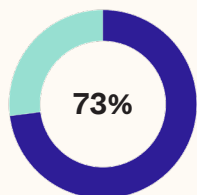
**15.1K
children**

There are **15,100** children in Washtenaw County with at least one **immigrant parent**.



1 in 4

One in four children in Washtenaw County has at least one **immigrant parent**.




The **majority of children** in Washtenaw County with at least one immigrant parent (**73 percent**) were born in the United States.

Michigan

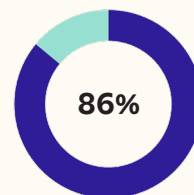
**280.6K
children**

There are **280,600** children in Michigan with at least one **immigrant parent**.



1 in 7

One in seven children in Michigan has at least one **immigrant parent**.



The **vast majority of children** in Michigan with at least one immigrant parent (**86 percent**) were born in the United States.

Local community ties



27,400 immigrants residing in Washtenaw County have lived in the United States **since 2009 or earlier**.



At least **11,200** homes in Washtenaw County are **owned by immigrants**.



1,400 immigrants in Washtenaw County are **entrepreneurs**.



12,800 immigrants in Washtenaw County are **students** enrolled in pre-K through college or graduate school.

Immigrants in the economy

Immigrants in Michigan and the United States are indispensable members of the workforce and contribute to the economy by paying federal, state, and local taxes.

Tax contributions*

Michigan

\$32.4B Immigrant-led households **earned \$32.4 billion**.

\$2.7B Immigrants contributed **\$2.7 billion** in combined **state and local taxes**.

\$5.6B Immigrants contributed **\$5.6 billion** in **federal taxes**.

\$24.1B This means immigrant-led households have an estimated **\$24.1 billion** in **spending power**.

United States

\$2.4T Immigrant-led households **earned \$2.4 trillion**.

\$232.1B Immigrants contributed **\$232.1 billion** in combined **state and local taxes**.

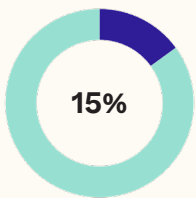
\$419.8B Immigrants contributed **\$419.8 billion** in **federal taxes**.

\$1.7T This means immigrant-led households have an estimated **\$1.7 trillion** in **spending power**.

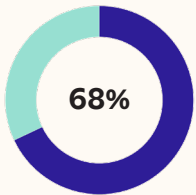
*Earnings, tax contribution, and spending power data reflect annual figures for 2023.

Employment and labor force participation

Washtenaw County

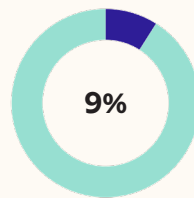


30,200 immigrant workers make up **15 percent** of the county's labor force.

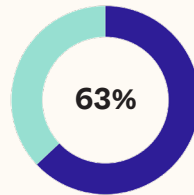


68 percent of the county's immigrants **participate in the labor force**, greater than the share among the county's U.S.-born population (63 percent).

Michigan



437,000 immigrant workers make up **9 percent** of the state's labor force.



63 percent of immigrants **participate in the state's labor force**, greater than the share among the state-born population (62 percent).

Sources

American Immigration Council:

"Map the Impact," available through <https://www.americanimmigrationcouncil.org> (accessed February 2025).

The Integrated Public Use Microdata Series (IPUMS-USA):

Steven Ruggles, Sarah Flood, Matthew Sobek, Daniel Backman, Annie Chen, Grace Cooper, Stephanie Richards, Renae Rodgers, and Megan Schouweiler. IPUMS USA: Version 15.0 [dataset]. Minneapolis, MN: IPUMS, 2024. <https://doi.org/10.18128/D010.V15.0>.

U.S. Census Bureau:

"Age and Nativity of Own Children under 18 Years in Families and

Subfamilies by Nativity of Parents," 2023 American Community Survey (ACS) 1-Year Estimates, available through <https://data.census.gov>.

"Selected Characteristics of the Foreign-Born Population by Period of Entry into the United States," 2023 ACS 5-Year Estimates, available through <https://data.census.gov>.

"Selected Characteristics of the Native and Foreign-Born Populations," 2023 ACS 5-Year Estimates, available through <https://data.census.gov>.