

Immigrant population

Immigrants make up an important part of local communities in Santa Ana and California. Nonetheless, no noncitizen is exempt from the risk of deportation, which threatens the stability and family unity of immigrants and U.S.-born people alike.

Santa Ana



127.9K
Santa Ana

127,900 immigrants reside in **Santa Ana**, or **41 percent** of Santa Ana's population.

California



10.6M
California

10.6 million immigrants reside in **California**, or **27 percent** of the total population.

Noncitizen population

70.6K

70,600 noncitizens are living in **Santa Ana**.

4.8M

4.8 million noncitizens are living in **California**.

Children and families

Santa Ana

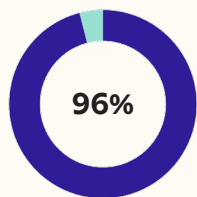
**41.3K
children**

There are **41,300** children in Santa Ana with at least one **immigrant parent**.



2 in 3

Two in three children in Santa Ana have at least one **immigrant parent**.



96%

The **vast majority of children** in Santa Ana with at least one immigrant parent (**96 percent**) were born in the United States.

California

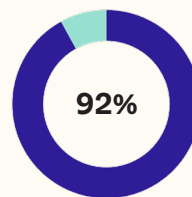
**3.8M
children**

There are **3.8 million** children in California with at least one **immigrant parent**.



1 in 2

One in two children in California has at least one **immigrant parent**.



92%

The **vast majority of children** in California with at least one immigrant parent (**92 percent**) were born in the United States.

Local community ties



111,800 immigrants residing in Santa Ana have lived in the United States **since 2009 or earlier**.



At least **20,300** homes in Santa Ana are **owned by immigrants**.



6,900 immigrants in Santa Ana are **entrepreneurs**.



9,600 immigrants in Santa Ana are **students** enrolled in pre-K through college or graduate school.

Immigrants in the economy

Immigrants in California and the United States are indispensable members of the workforce and contribute to the economy by paying federal, state, and local taxes.

Tax contributions*

California

\$572.5B Immigrant-led households **earned \$572.5 billion**.

\$61.8B Immigrants contributed **\$61.8 billion** in combined **state and local taxes**.

\$106.3B Immigrants contributed **\$106.3 billion** in **federal taxes**.

\$404.4B This means immigrant-led households have an estimated **\$404.4 billion** in **spending power**.

United States

\$2.4T Immigrant-led households **earned \$2.4 trillion**.

\$232.1B Immigrants contributed **\$232.1 billion** in combined **state and local taxes**.

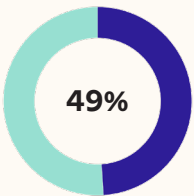
\$419.8B Immigrants contributed **\$419.8 billion** in **federal taxes**.

\$1.7T This means immigrant-led households have an estimated **\$1.7 trillion** in **spending power**.

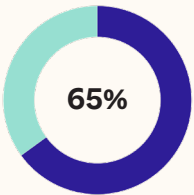
*Earnings, tax contribution, and spending power data reflect annual figures for 2023.

Employment and labor force participation

Santa Ana

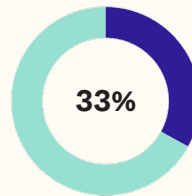


81,200 immigrant workers make up **49 percent** of the city's labor force.

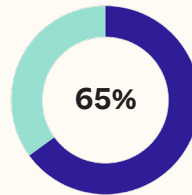


65 percent of the city's immigrants **participate in the labor force**.

California



6.6 million immigrant workers make up **33 percent** of the state's labor force.



65 percent of immigrants **participate in the state's labor force**, greater than the share among the state-born population (64 percent).

Sources

American Immigration Council:

"Map the Impact," available through <https://www.americanimmigrationcouncil.org> (accessed February 2025).

The Integrated Public Use Microdata Series (IPUMS-USA):

Steven Ruggles, Sarah Flood, Matthew Sobek, Daniel Backman, Annie Chen, Grace Cooper, Stephanie Richards, Renae Rodgers, and Megan Schouweiler. IPUMS USA: Version 15.0 [dataset]. Minneapolis, MN: IPUMS, 2024. <https://doi.org/10.18128/D010.V15.0>.

U.S. Census Bureau:

"Age and Nativity of Own Children under 18 Years in Families and

Subfamilies by Nativity of Parents," 2023 American Community Survey (ACS) 1-Year Estimates, available through <https://data.census.gov>.

"Selected Characteristics of the Foreign-Born Population by Period of Entry into the United States," 2023 ACS 5-Year Estimates, available through <https://data.census.gov>.

"Selected Characteristics of the Native and Foreign-Born Populations," 2023 ACS 5-Year Estimates, available through <https://data.census.gov>.