

San Mateo County, California

March 2025

Immigrant population

Immigrants make up an important part of local communities in San Mateo County and California. Nonetheless, no noncitizen is exempt from the risk of deportation, which threatens the stability and family unity of immigrants and U.S.-born people alike.

San Mateo County



265.1K
San Mateo
County

265,100 immigrants reside in **San Mateo County**, or **36 percent** of San Mateo County's population.

California



10.6M
California

10.6 million immigrants reside in **California**, or **27 percent** of the total population.

Noncitizen population

109.7K

109,700 noncitizens are living in **San Mateo County**.

4.8M

4.8 million noncitizens are living in **California**.

Children and families

San Mateo County

73.6K
children

There are **73,600** children in San Mateo County with at least one **immigrant parent**.

California

3.8M
children

There are **3.8 million** children in California with at least one **immigrant parent**.



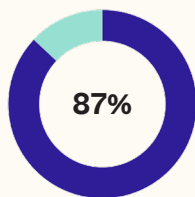
5 in 9

Five in nine children in San Mateo County have at least one **immigrant parent**.

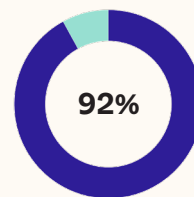


1 in 2

One in two children in California has at least one **immigrant parent**.



The **vast majority of children** in San Mateo County with at least one immigrant parent (**87 percent**) were born in the United States.



The **vast majority of children** in California with at least one immigrant parent (**92 percent**) were born in the United States.

Local community ties



196,000 immigrants residing in San Mateo County have lived in the United States **since 2009 or earlier**.



At least **60,900** homes in San Mateo County are **owned by immigrants**.



12,400 immigrants in San Mateo County are **entrepreneurs**.



23,400 immigrants in San Mateo County are **students** enrolled in pre-K through college or graduate school.

Immigrants in the economy

Immigrants in California and the United States are indispensable members of the workforce and contribute to the economy by paying federal, state, and local taxes.

Tax contributions*

California

\$572.5B Immigrant-led households **earned \$572.5 billion**.

\$61.8B Immigrants contributed **\$61.8 billion** in combined **state and local taxes**.

\$106.3B Immigrants contributed **\$106.3 billion** in **federal taxes**.

\$404.4B This means immigrant-led households have an estimated **\$404.4 billion** in **spending power**.

United States

\$2.4T Immigrant-led households **earned \$2.4 trillion**.

\$232.1B Immigrants contributed **\$232.1 billion** in combined **state and local taxes**.

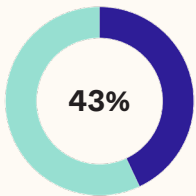
\$419.8B Immigrants contributed **\$419.8 billion** in **federal taxes**.

\$1.7T This means immigrant-led households have an estimated **\$1.7 trillion** in **spending power**.

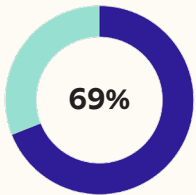
*Earnings, tax contribution, and spending power data reflect annual figures for 2023.

Employment and labor force participation

San Mateo County

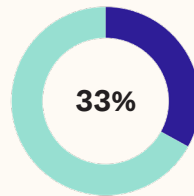


177,000 immigrant workers make up **43 percent** of the county's labor force.

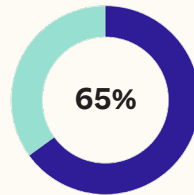


69 percent of the county's immigrants **participate in the labor force**, greater than the share among the county's U.S.-born population (66 percent).

California



6.6 million immigrant workers make up **33 percent** of the state's labor force.



65 percent of immigrants **participate in the state's labor force**, greater than the share among the state-born population (64 percent).

Sources

American Immigration Council:

"Map the Impact," available through <https://www.americanimmigrationcouncil.org> (accessed February 2025).

The Integrated Public Use Microdata Series (IPUMS-USA):

Steven Ruggles, Sarah Flood, Matthew Sobek, Daniel Backman, Annie Chen, Grace Cooper, Stephanie Richards, Renae Rodgers, and Megan Schouweiler. IPUMS USA: Version 15.0 [dataset]. Minneapolis, MN: IPUMS, 2024. <https://doi.org/10.18128/D010.V15.0>.

U.S. Census Bureau:

"Age and Nativity of Own Children under 18 Years in Families and

Subfamilies by Nativity of Parents," 2023 American Community Survey (ACS) 1-Year Estimates, available through <https://data.census.gov>.

"Selected Characteristics of the Foreign-Born Population by Period of Entry into the United States," 2023 ACS 5-Year Estimates, available through <https://data.census.gov>.

"Selected Characteristics of the Native and Foreign-Born Populations," 2023 ACS 5-Year Estimates, available through <https://data.census.gov>.