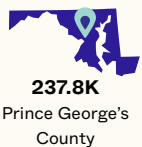


## Immigrant population

Immigrants make up an important part of local communities in Prince George's County and Maryland. Nonetheless, no noncitizen is exempt from the risk of deportation, which threatens the stability and family unity of immigrants and U.S.-born people alike.

### Prince George's County



**237,800 immigrants** reside in Prince George's County, or **25 percent** of Prince George's County's population.

### Maryland



**1.1 million immigrants** reside in Maryland, or **17 percent** of the total population.

## Noncitizen population

**135.2K**

**135,200 noncitizens** are living in Prince George's County.

**471.7K**

**471,700 noncitizens** are living in Maryland.

## Children and families

### Prince George's County

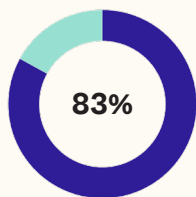
**100K**  
children

There are **100,000** children in Prince George's County with at least one **immigrant parent**.



1 in 2

**One in two children** in Prince George's County has at least one **immigrant parent**.



The **vast majority of children** in Prince George's County with at least one immigrant parent (**83 percent**) were born in the United States.

### Maryland

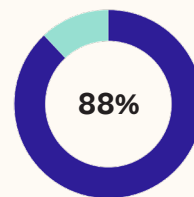
**444.7K**  
children

There are **444,700** children in Maryland with at least one **immigrant parent**.



1 in 3

**One in three children** in Maryland has at least one **immigrant parent**.



The **vast majority of children** in Maryland with at least one immigrant parent (**88 percent**) were born in the United States.

## Local community ties



**152,900** immigrants residing in Prince George's County have lived in the United States **since 2009 or earlier**.



At least **51,000** homes in Prince George's County are **owned by immigrants**.



**13,000** immigrants in Prince George's County are **entrepreneurs**.



**36,400** immigrants in Prince George's County are **students** enrolled in pre-K through college or graduate school.

# Immigrants in the economy

Immigrants in Maryland and the United States are indispensable members of the workforce and contribute to the economy by paying federal, state, and local taxes.

## Tax contributions\*

### Maryland

**\$55.3B** Immigrant-led households **earned \$55.3 billion**.

**\$5.9B** Immigrants contributed **\$5.9 billion** in combined **state and local taxes**.

**\$9.9B** Immigrants contributed **\$9.9 billion** in **federal taxes**.

**\$39.5B** This means immigrant-led households have an estimated **\$39.5 billion** in **spending power**.

### United States

**\$2.4T** Immigrant-led households **earned \$2.4 trillion**.

**\$232.1B** Immigrants contributed **\$232.1 billion** in combined **state and local taxes**.

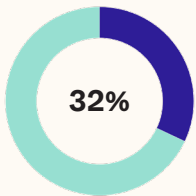
**\$419.8B** Immigrants contributed **\$419.8 billion** in **federal taxes**.

**\$1.7T** This means immigrant-led households have an estimated **\$1.7 trillion** in **spending power**.

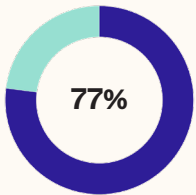
\*Earnings, tax contribution, and spending power data reflect annual figures for 2023.

## Employment and labor force participation

### Prince George's County

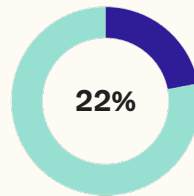


**171,400** immigrant workers make up **32 percent** of the county's labor force.

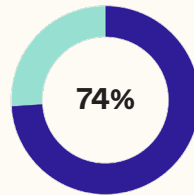


**77 percent** of the county's immigrants **participate in the labor force**, greater than the share among the county's U.S.-born population (67 percent).

### Maryland



**729,100** immigrant workers make up **22 percent** of the state's labor force.



**74 percent** of immigrants **participate in the state's labor force**, greater than the share among the state-born population (66 percent).

## Sources

American Immigration Council:

"Map the Impact," available through <https://www.americanimmigrationcouncil.org> (accessed February 2025).

The Integrated Public Use Microdata Series (IPUMS-USA):

Steven Ruggles, Sarah Flood, Matthew Sobek, Daniel Backman, Annie Chen, Grace Cooper, Stephanie Richards, Renae Rodgers, and Megan Schouweiler. IPUMS USA: Version 15.0 [dataset]. Minneapolis, MN: IPUMS, 2024. <https://doi.org/10.18128/D010.V15.0>.

U.S. Census Bureau:

"Age and Nativity of Own Children under 18 Years in Families and

Subfamilies by Nativity of Parents," 2023 American Community Survey (ACS) 1-Year Estimates, available through <https://data.census.gov>.

"Selected Characteristics of the Foreign-Born Population by Period of Entry into the United States," 2023 ACS 5-Year Estimates, available through <https://data.census.gov>.

"Selected Characteristics of the Native and Foreign-Born Populations," 2023 ACS 5-Year Estimates, available through <https://data.census.gov>.