

Immigrant population

Immigrants make up an important part of local communities in the New York City metro area and New York. Nonetheless, no noncitizen is exempt from the risk of deportation, which threatens the stability and family unity of immigrants and U.S.-born people alike.

New York City Metro Area



5.9 million immigrants reside in **New York City**, or **30 percent** of New York City's population.

New York



4.5 million immigrants reside in **New York**, or **23 percent** of the total population.

Noncitizen population

2.4M

2.4 million noncitizens are living in **New York City**.

1.8M

1.8 million noncitizens are living in **New York**.

Children and families

New York City Metro Area

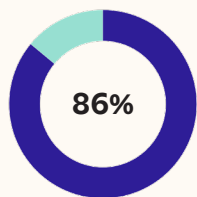
1.9M
children

There are **1.9 million** children in New York City with at least one **immigrant parent**.



1 in 2

One in two children in New York City has at least one **immigrant parent**.




86%

The **vast majority of children** in New York City with at least one immigrant parent (**86 percent**) were born in the United States.

New York

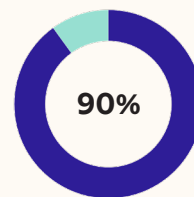
1.4M
children

There are **1.4 million** children in New York with at least one **immigrant parent**.



3 in 8

Three in eight children in New York have at least one **immigrant parent**.



90%

The **vast majority of children** in New York with at least one immigrant parent (**90 percent**) were born in the United States.

Local community ties



4,283,400 immigrants residing in the New York City metro area have lived in the United States **since 2009 or earlier**.



At least **1,132,800** homes in the New York City metro area are **owned by immigrants**.



243,600 immigrants in the New York City metro area are **entrepreneurs**.



603,400 immigrants in the New York City metro area are **students** enrolled in pre-K through college or graduate school.

Immigrants in the economy

Immigrants in New York and the United States are indispensable members of the workforce and contribute to the economy by paying federal, state, and local taxes.

Tax contributions*

New York

\$235.3B Immigrant-led households **earned \$235.3 billion**.

\$31.3B Immigrants contributed **\$31.3 billion** in combined **state and local taxes**.

\$43.5B Immigrants contributed **\$43.5 billion** in **federal taxes**.

\$160.5B This means immigrant-led households have an estimated **\$160.5 billion** in **spending power**.

United States

\$2.4T Immigrant-led households **earned \$2.4 trillion**.

\$232.1B Immigrants contributed **\$232.1 billion** in combined **state and local taxes**.

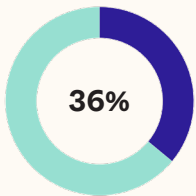
\$419.8B Immigrants contributed **\$419.8 billion** in **federal taxes**.

\$1.7T This means immigrant-led households have an estimated **\$1.7 trillion** in **spending power**.

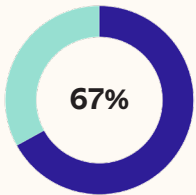
*Earnings, tax contribution, and spending power data reflect annual figures for 2023.

Employment and labor force participation

New York City Metro Area

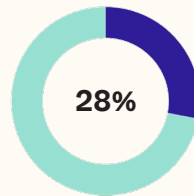


3.8 million immigrant workers make up **36 percent** of the metro area's labor force.

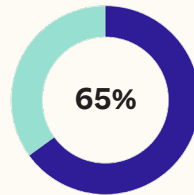


67 percent of the metro area's immigrants **participate in the labor force**, greater than the share among the metro area's U.S.-born population (64 percent).

New York



2.8 million immigrant workers make up **28 percent** of the state's labor force.



65 percent of immigrants **participate in the state's labor force**, greater than the share among the state-born population (62 percent).

Sources

American Immigration Council:

"Map the Impact," available through <https://www.americanimmigrationcouncil.org> (accessed February 2025).

The Integrated Public Use Microdata Series (IPUMS-USA):

Steven Ruggles, Sarah Flood, Matthew Sobek, Daniel Backman, Annie Chen, Grace Cooper, Stephanie Richards, Renae Rodgers, and Megan Schouweiler. IPUMS USA: Version 15.0 [dataset]. Minneapolis, MN: IPUMS, 2024. <https://doi.org/10.18128/D010.V15.0>.

U.S. Census Bureau:

"Age and Nativity of Own Children under 18 Years in Families and

Subfamilies by Nativity of Parents," 2023 American Community Survey (ACS) 1-Year Estimates, available through <https://data.census.gov>.

"Selected Characteristics of the Foreign-Born Population by Period of Entry into the United States," 2023 ACS 5-Year Estimates, available through <https://data.census.gov>.

"Selected Characteristics of the Native and Foreign-Born Populations," 2023 ACS 5-Year Estimates, available through <https://data.census.gov>.