

Immigrant population

Immigrants make up an important part of local communities in the New Orleans metro area and Louisiana. Nonetheless, no noncitizen is exempt from the risk of deportation, which threatens the stability and family unity of immigrants and U.S.-born people alike.

New Orleans Metro Area



93,400 immigrants reside in **New Orleans**, or **9 percent** of New Orleans's population.

Louisiana



223,000 immigrants reside in **Louisiana**, or **5 percent** of the total population.

Noncitizen population

51.9K

51,900 noncitizens are living in **New Orleans**.

131.6K


131,600 noncitizens are living in **Louisiana**.

Children and families

New Orleans Metro Area

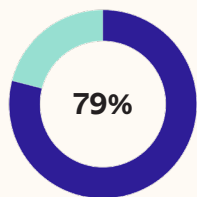
34.4K children

There are **34,400 children** in New Orleans with at least one **immigrant parent**.



1 in 6

One in six children in New Orleans has at least one **immigrant parent**.



79%

The **vast majority of children** in New Orleans with at least one immigrant parent (**79 percent**) were born in the United States.

Louisiana

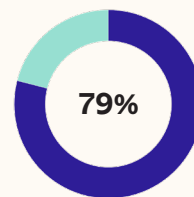
92.6K children

There are **92,600 children** in Louisiana with at least one **immigrant parent**.



1 in 9

One in nine children in Louisiana has at least one **immigrant parent**.



79%

The **vast majority of children** in Louisiana with at least one immigrant parent (**79 percent**) were born in the United States.

Local community ties



57,200 immigrants residing in the New Orleans metro area have lived in the United States **since 2009 or earlier**.



At least **19,500** homes in the New Orleans metro area are **owned by immigrants**.



8,200 immigrants in the New Orleans metro area are **entrepreneurs**.



12,100 immigrants in the New Orleans metro area are **students** enrolled in pre-K through college or graduate school.

Immigrants in the economy

Immigrants in Louisiana and the United States are indispensable members of the workforce and contribute to the economy by paying federal, state, and local taxes.

Tax contributions*

Louisiana

\$8B Immigrant-led households **earned \$8 billion**.

\$827.6M Immigrants contributed **\$827.6 million** in combined **state and local taxes**.

\$1.3B Immigrants contributed **\$1.3 billion** in **federal taxes**.

\$5.9B This means immigrant-led households have an estimated **\$5.9 billion** in **spending power**.

United States

\$2.4T Immigrant-led households **earned \$2.4 trillion**.

\$232.1B Immigrants contributed **\$232.1 billion** in combined **state and local taxes**.

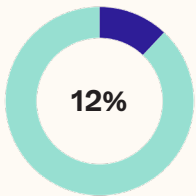
\$419.8B Immigrants contributed **\$419.8 billion** in **federal taxes**.

\$1.7T This means immigrant-led households have an estimated **\$1.7 trillion** in **spending power**.

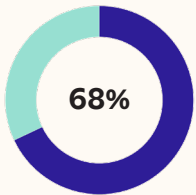
*Earnings, tax contribution, and spending power data reflect annual figures for 2023.

Employment and labor force participation

New Orleans Metro Area

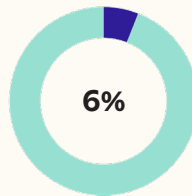


58,800 immigrant workers make up **12 percent** of the metro area's labor force.

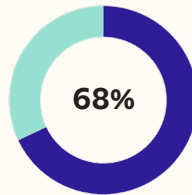


68 percent of the metro area's immigrants **participate in the labor force**, greater than the share among the metro area's U.S.-born population (62 percent).

Louisiana



139,500 immigrant workers make up **6 percent** of the state's labor force.



68 percent of immigrants **participate in the state's labor force**, greater than the share among the state-born population (59 percent).

Sources

American Immigration Council:

"Map the Impact," available through <https://www.americanimmigrationcouncil.org> (accessed February 2025).

The Integrated Public Use Microdata Series (IPUMS-USA):

Steven Ruggles, Sarah Flood, Matthew Sobek, Daniel Backman, Annie Chen, Grace Cooper, Stephanie Richards, Renae Rodgers, and Megan Schouweiler. IPUMS USA: Version 15.0 [dataset]. Minneapolis, MN: IPUMS, 2024. <https://doi.org/10.18128/D010.V15.0>.

U.S. Census Bureau:

"Age and Nativity of Own Children under 18 Years in Families and

Subfamilies by Nativity of Parents," 2023 American Community Survey (ACS) 1-Year Estimates, available through <https://data.census.gov>.

"Selected Characteristics of the Foreign-Born Population by Period of Entry into the United States," 2023 ACS 5-Year Estimates, available through <https://data.census.gov>.

"Selected Characteristics of the Native and Foreign-Born Populations," 2023 ACS 5-Year Estimates, available through <https://data.census.gov>.