

Nashville and Davidson County, Tennessee

Immigrant population

Immigrants make up an important part of local communities in Nashville and Davidson County and Tennessee. Nonetheless, no noncitizen is exempt from the risk of deportation, which threatens the stability and family unity of immigrants and U.S.-born people alike.

Nashville and Davidson County



Tennessee



Noncitizen population

66.6K 66,600 noncitizens are living in Nashville and Davidson County.

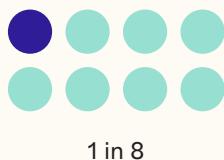
265.1K 265,100 noncitizens are living in Tennessee.

Children and families

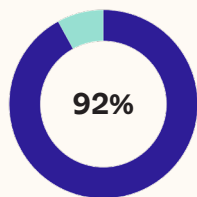
Nashville and Davidson County

15.7K
children

There are **15,700** children in Nashville and Davidson County with at least one **immigrant parent**.



One in eight children in Nashville and Davidson County has at least one **immigrant parent**.




The **vast majority of children** in Nashville and Davidson County with at least one immigrant parent (**92 percent**) were born in the United States.

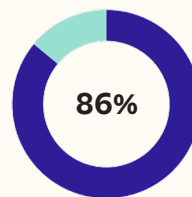
Tennessee

219.5K
children

There are **219,500** children in Tennessee with at least one **immigrant parent**.



One in seven children in Tennessee has at least one **immigrant parent**.



The **vast majority of children** in Tennessee with at least one immigrant parent (**86 percent**) were born in the United States.

Local community ties



57,100 immigrants residing in Nashville and Davidson County have lived in the United States **since 2009 or earlier**.



At least **18,600** homes in Nashville and Davidson County are **owned by immigrants**.



5,300 immigrants in Nashville and Davidson County are **entrepreneurs**.



18,200 immigrants in Nashville and Davidson County are **students** enrolled in pre-K through college or graduate school.

Immigrants in the economy

Immigrants in Tennessee and the United States are indispensable members of the workforce and contribute to the economy by paying federal, state, and local taxes.

Tax contributions*

Tennessee

\$18.1B Immigrant-led households **earned \$18.1 billion**.

\$1.4B Immigrants contributed **\$1.4 billion** in combined **state and local taxes**.

\$3B Immigrants contributed **\$3 billion** in **federal taxes**.

\$13.7B This means immigrant-led households have an estimated **\$13.7 billion** in **spending power**.

United States

\$2.4T Immigrant-led households **earned \$2.4 trillion**.

\$232.1B Immigrants contributed **\$232.1 billion** in combined **state and local taxes**.

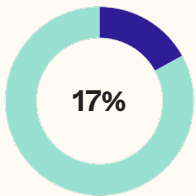
\$419.8B Immigrants contributed **\$419.8 billion** in **federal taxes**.

\$1.7T This means immigrant-led households have an estimated **\$1.7 trillion** in **spending power**.

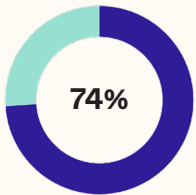
*Earnings, tax contribution, and spending power data reflect annual figures for 2023.

Employment and labor force participation

Nashville and Davidson County

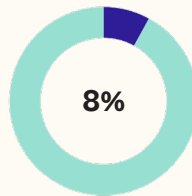


69,200 immigrant workers make up **17 percent** of the county's labor force.

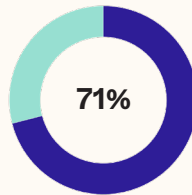


74 percent of the county's immigrants **participate in the labor force**, greater than the share among the county's U.S.-born population (72 percent).

Tennessee



280,700 immigrant workers make up **8 percent** of the state's labor force.



71 percent of immigrants **participate in the state's labor force**, greater than the share among the state-born population (62 percent).

Sources

American Immigration Council:

"Map the Impact," available through <https://www.americanimmigrationcouncil.org> (accessed February 2025).

The Integrated Public Use Microdata Series (IPUMS-USA):

Steven Ruggles, Sarah Flood, Matthew Sobek, Daniel Backman, Annie Chen, Grace Cooper, Stephanie Richards, Renae Rodgers, and Megan Schouweiler. IPUMS USA: Version 15.0 [dataset]. Minneapolis, MN: IPUMS, 2024. <https://doi.org/10.18128/D010.V15.0>.

U.S. Census Bureau:

"Age and Nativity of Own Children under 18 Years in Families and

Subfamilies by Nativity of Parents," 2023 American Community Survey (ACS) 1-Year Estimates, available through <https://data.census.gov>.

"Selected Characteristics of the Foreign-Born Population by Period of Entry into the United States," 2023 ACS 5-Year Estimates, available through <https://data.census.gov>.

"Selected Characteristics of the Native and Foreign-Born Populations," 2023 ACS 5-Year Estimates, available through <https://data.census.gov>.