

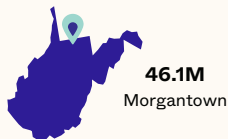
Morgantown, West Virginia

March 2025

Immigrant population

Immigrants make up an important part of local communities in the Morgantown metro area and West Virginia. Nonetheless, no noncitizen is exempt from the risk of deportation, which threatens the stability and family unity of immigrants and U.S.-born people alike.

Morgantown Metro Area



46.1M
Morgantown

46.1 million immigrants reside in Morgantown, or **14 percent** of Morgantown's population.

West Virginia



33K
West Virginia

33,000 immigrants reside in West Virginia, or **2 percent** of the total population.

Noncitizen population

22M

22 million noncitizens are living in Morgantown.

15.6K

15,600 noncitizens are living in West Virginia.

Children and families

Morgantown Metro Area


1.2K
children

There are **1,200** children in Morgantown with at least one **immigrant parent**.

West Virginia


10.4K
children

There are **10,400** children in West Virginia with at least one **immigrant parent**.



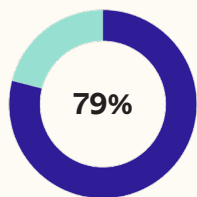
1 in 18

One in eighteen children in Morgantown has at least one **immigrant parent**.



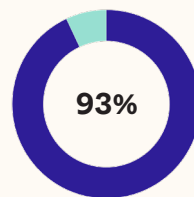
1 in 9

One in nine children in West Virginia has at least one **immigrant parent**.



79%

The **vast majority of children** in Morgantown with at least one immigrant parent (**79 percent**) were born in the United States.



93%

The **vast majority of children** in West Virginia with at least one immigrant parent (**93 percent**) were born in the United States.

Local community ties



32,610,600 immigrants residing in the Morgantown metro area have lived in the United States **since 2009 or earlier**.



At least **10,951,500** homes in the Morgantown metro area are **owned by immigrants**.



2,241,100 immigrants in the Morgantown metro area are **entrepreneurs**.



5,439,200 immigrants in the Morgantown metro area are **students** enrolled in pre-K through college or graduate school.

Immigrants in the economy

Immigrants in West Virginia and the United States are indispensable members of the workforce and contribute to the economy by paying federal, state, and local taxes.

Tax contributions*

West Virginia

\$1.7B Immigrant-led households **earned \$1.7 billion**.

\$150M Immigrants contributed **\$150 million** in combined **state and local taxes**.

\$300.3M Immigrants contributed **\$300.3 million** in **federal taxes**.

\$1.2B This means immigrant-led households have an estimated **\$1.2 billion** in **spending power**.

United States

\$2.4T Immigrant-led households **earned \$2.4 trillion**.

\$232.1B Immigrants contributed **\$232.1 billion** in combined **state and local taxes**.

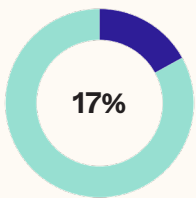
\$419.8B Immigrants contributed **\$419.8 billion** in **federal taxes**.

\$1.7T This means immigrant-led households have an estimated **\$1.7 trillion** in **spending power**.

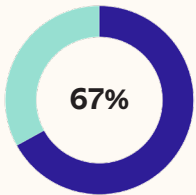
*Earnings, tax contribution, and spending power data reflect annual figures for 2023.

Employment and labor force participation

Morgantown Metro Area

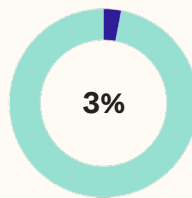


29.5 million immigrant workers make up **17 percent** of the metro area's labor force.

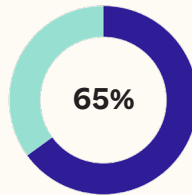


67 percent of the metro area's immigrants **participate in the labor force**, greater than the share among the metro area's U.S.-born population (63 percent).

West Virginia



20,800 immigrant workers make up **3 percent** of the state's labor force.



65 percent of immigrants **participate in the state's labor force**, greater than the share among the state-born population (54 percent).

Sources

American Immigration Council:

"Map the Impact," available through <https://www.americanimmigrationcouncil.org> (accessed February 2025).

The Integrated Public Use Microdata Series (IPUMS-USA):

Steven Ruggles, Sarah Flood, Matthew Sobek, Daniel Backman, Annie Chen, Grace Cooper, Stephanie Richards, Renae Rodgers, and Megan Schouweiler. IPUMS USA: Version 15.0 [dataset]. Minneapolis, MN: IPUMS, 2024. <https://doi.org/10.18128/D010.V15.0>.

U.S. Census Bureau:

"Age and Nativity of Own Children under 18 Years in Families and

Subfamilies by Nativity of Parents," 2023 American Community Survey (ACS) 1-Year Estimates, available through <https://data.census.gov>.

"Selected Characteristics of the Foreign-Born Population by Period of Entry into the United States," 2023 ACS 5-Year Estimates, available through <https://data.census.gov>.

"Selected Characteristics of the Native and Foreign-Born Populations," 2023 ACS 5-Year Estimates, available through <https://data.census.gov>.