

Immigrant population

Immigrants make up an important part of local communities in the Madison metro area and Wisconsin. Nonetheless, no noncitizen is exempt from the risk of deportation, which threatens the stability and family unity of immigrants and U.S.-born people alike.

Madison Metro Area



52,000 immigrants reside in **Madison**, or **8 percent** of Madison's population.

Wisconsin



320,000 immigrants reside in **Wisconsin**, or **5 percent** of the total population.

Noncitizen population

30K

30,000 noncitizens are living in **Madison**.

180.2K


180,200 noncitizens are living in **Wisconsin**.

Children and families

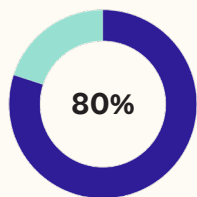
Madison Metro Area

22.8K children

There are **22,800** children in Madison with at least one **immigrant parent**.



1 in 6



The **vast majority of children** in Madison with at least one immigrant parent (**80 percent**) were born in the United States.

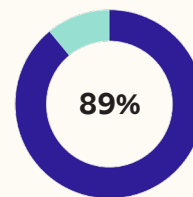
Wisconsin

148.1K children

There are **148,100** children in Wisconsin with at least one **immigrant parent**.



1 in 8



The **vast majority of children** in Wisconsin with at least one immigrant parent (**89 percent**) were born in the United States.

Local community ties



30,500 immigrants residing in the Madison metro area have lived in the United States **since 2009 or earlier**.



At least **10,000** homes in the Madison metro area are **owned by immigrants**.



1,400 immigrants in the Madison metro area are **entrepreneurs**.



12,100 immigrants in the Madison metro area are **students** enrolled in pre-K through college or graduate school.

Immigrants in the economy

Immigrants in Wisconsin and the United States are indispensable members of the workforce and contribute to the economy by paying federal, state, and local taxes.

Tax contributions*

Wisconsin

\$13.5B Immigrant-led households **earned \$13.5 billion**.

\$1.2B Immigrants contributed **\$1.2 billion** in combined **state and local taxes**.

\$2.2B Immigrants contributed **\$2.2 billion** in **federal taxes**.

\$10.1B This means immigrant-led households have an estimated **\$10.1 billion** in **spending power**.

United States

\$2.4T Immigrant-led households **earned \$2.4 trillion**.

\$232.1B Immigrants contributed **\$232.1 billion** in combined **state and local taxes**.

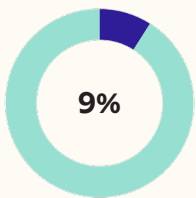
\$419.8B Immigrants contributed **\$419.8 billion** in **federal taxes**.

\$1.7T This means immigrant-led households have an estimated **\$1.7 trillion** in **spending power**.

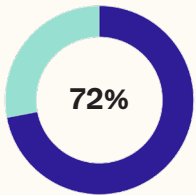
*Earnings, tax contribution, and spending power data reflect annual figures for 2023.

Employment and labor force participation

Madison Metro Area

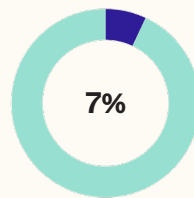


35,200 immigrant workers make up **9 percent** of the metro area's labor force.

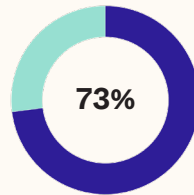


72 percent of the metro area's immigrants **participate in the labor force**, greater than the share among the metro area's U.S.-born population (70 percent).

Wisconsin



218,700 immigrant workers make up **7 percent** of the state's labor force.



73 percent of immigrants **participate in the state's labor force**, greater than the share among the state-born population (65 percent).

Sources

American Immigration Council:

"Map the Impact," available through <https://www.americanimmigrationcouncil.org> (accessed February 2025).

The Integrated Public Use Microdata Series (IPUMS-USA):

Steven Ruggles, Sarah Flood, Matthew Sobek, Daniel Backman, Annie Chen, Grace Cooper, Stephanie Richards, Renae Rodgers, and Megan Schouweiler. IPUMS USA: Version 15.0 [dataset]. Minneapolis, MN: IPUMS, 2024. <https://doi.org/10.18128/D010.V15.0>.

U.S. Census Bureau:

"Age and Nativity of Own Children under 18 Years in Families and

Subfamilies by Nativity of Parents," 2023 American Community Survey (ACS) 1-Year Estimates, available through <https://data.census.gov>.

"Selected Characteristics of the Foreign-Born Population by Period of Entry into the United States," 2023 ACS 5-Year Estimates, available through <https://data.census.gov>.

"Selected Characteristics of the Native and Foreign-Born Populations," 2023 ACS 5-Year Estimates, available through <https://data.census.gov>.