

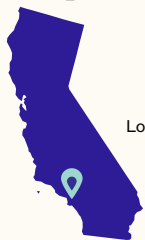
Los Angeles County, California

March 2025

Immigrant population

Immigrants make up an important part of local communities in Los Angeles County and California. Nonetheless, no noncitizen is exempt from the risk of deportation, which threatens the stability and family unity of immigrants and U.S.-born people alike.

Los Angeles County



3.3M
Los Angeles
County

3.3 million immigrants reside in **Los Angeles County**, or **33 percent** of Los Angeles County's population.

California



10.6M
California

10.6 million immigrants reside in **California**, or **27 percent** of the total population.

Noncitizen population

1.5M

1.5 million noncitizens are living in **Los Angeles County**.

4.8M

4.8 million noncitizens are living in **California**.

Children and families

Los Angeles County

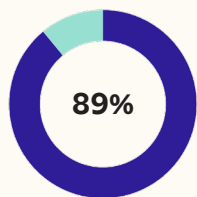
958.2K
children

There are **958,200** children in Los Angeles County with at least one **immigrant parent**.



1 in 2

One in two children in Los Angeles County has at least one **immigrant parent**.



89%

The **vast majority of children** in Los Angeles County with at least one immigrant parent (**89 percent**) were born in the United States.

California

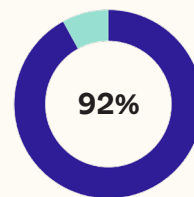
3.8M
children

There are **3.8 million** children in California with at least one **immigrant parent**.



1 in 2

One in two children in California has at least one **immigrant parent**.



92%

The **vast majority of children** in California with at least one immigrant parent (**92 percent**) were born in the United States.

Local community ties



2,683,000 immigrants residing in Los Angeles County have lived in the United States **since 2009 or earlier**.



At least **626,300** homes in Los Angeles County are **owned by immigrants**.



221,200 immigrants in Los Angeles County are **entrepreneurs**.



271,100 immigrants in Los Angeles County are **students** enrolled in pre-K through college or graduate school.

Immigrants in the economy

Immigrants in California and the United States are indispensable members of the workforce and contribute to the economy by paying federal, state, and local taxes.

Tax contributions*

California

\$572.5B Immigrant-led households **earned \$572.5 billion**.

\$61.8B Immigrants contributed **\$61.8 billion** in combined **state and local taxes**.

\$106.3B Immigrants contributed **\$106.3 billion** in **federal taxes**.

\$404.4B This means immigrant-led households have an estimated **\$404.4 billion** in **spending power**.

United States

\$2.4T Immigrant-led households **earned \$2.4 trillion**.

\$232.1B Immigrants contributed **\$232.1 billion** in combined **state and local taxes**.

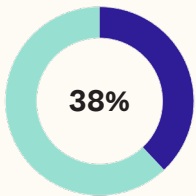
\$419.8B Immigrants contributed **\$419.8 billion** in **federal taxes**.

\$1.7T This means immigrant-led households have an estimated **\$1.7 trillion** in **spending power**.

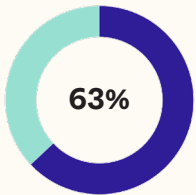
*Earnings, tax contribution, and spending power data reflect annual figures for 2023.

Employment and labor force participation

Los Angeles County

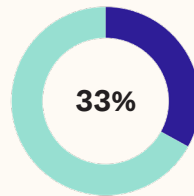


2.0 million immigrant workers make up **38 percent** of the county's labor force.

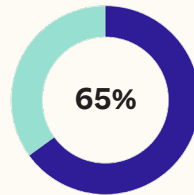


63 percent of the county's immigrants **participate in the labor force**.

California



6.6 million immigrant workers make up **33 percent** of the state's labor force.



65 percent of immigrants **participate in the state's labor force**, greater than the share among the state-born population (64 percent).

Sources

American Immigration Council:

"Map the Impact," available through <https://www.americanimmigrationcouncil.org> (accessed February 2025).

The Integrated Public Use Microdata Series (IPUMS-USA):

Steven Ruggles, Sarah Flood, Matthew Sobek, Daniel Backman, Annie Chen, Grace Cooper, Stephanie Richards, Renae Rodgers, and Megan Schouweiler. IPUMS USA: Version 15.0 [dataset]. Minneapolis, MN: IPUMS, 2024. <https://doi.org/10.18128/D010.V15.0>.

U.S. Census Bureau:

"Age and Nativity of Own Children under 18 Years in Families and

Subfamilies by Nativity of Parents," 2023 American Community Survey (ACS) 1-Year Estimates, available through <https://data.census.gov>.

"Selected Characteristics of the Foreign-Born Population by Period of Entry into the United States," 2023 ACS 5-Year Estimates, available through <https://data.census.gov>.

"Selected Characteristics of the Native and Foreign-Born Populations," 2023 ACS 5-Year Estimates, available through <https://data.census.gov>.