

Immigrant population

Immigrants make up an important part of local communities in Long Beach and California. Nonetheless, no noncitizen is exempt from the risk of deportation, which threatens the stability and family unity of immigrants and U.S.-born people alike.

Long Beach



113,200 immigrants reside in **Long Beach**, or **25 percent** of Long Beach's population.

California



10.6 million immigrants reside in **California**, or **27 percent** of the total population.

Noncitizen population

54.7K

54,700 noncitizens are living in Long Beach.

4.8M

4.8 million noncitizens are living in California.

Children and families

Long Beach

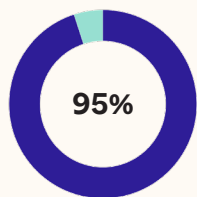
38.3K children

There are **38,300 children** in Long Beach with at least one **immigrant parent**.



1 in 2

One in two children in Long Beach has at least one **immigrant parent**.



The **vast majority of children** in Long Beach with at least one immigrant parent (**95 percent**) were born in the United States.

California

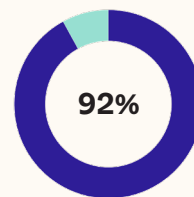
3.8M children

There are **3.8 million children** in California with at least one **immigrant parent**.



1 in 2

One in two children in California has at least one **immigrant parent**.



The **vast majority of children** in California with at least one immigrant parent (**92 percent**) were born in the United States.

Local community ties



95,300 immigrants residing in Long Beach have lived in the United States **since 2009 or earlier**.



At least **18,300 homes** in Long Beach are **owned by immigrants**.



7,100 immigrants in Long Beach are **entrepreneurs**.



9,000 immigrants in Long Beach are **students** enrolled in pre-K through college or graduate school.

Immigrants in the economy

Immigrants in California and the United States are indispensable members of the workforce and contribute to the economy by paying federal, state, and local taxes.

Tax contributions*

California

\$572.5B Immigrant-led households **earned \$572.5 billion**.

\$61.8B Immigrants contributed **\$61.8 billion** in combined **state and local taxes**.

\$106.3B Immigrants contributed **\$106.3 billion** in **federal taxes**.

\$404.4B This means immigrant-led households have an estimated **\$404.4 billion** in **spending power**.

United States

\$2.4T Immigrant-led households **earned \$2.4 trillion**.

\$232.1B Immigrants contributed **\$232.1 billion** in combined **state and local taxes**.

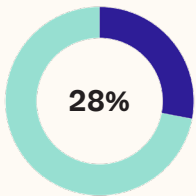
\$419.8B Immigrants contributed **\$419.8 billion** in **federal taxes**.

\$1.7T This means immigrant-led households have an estimated **\$1.7 trillion** in **spending power**.

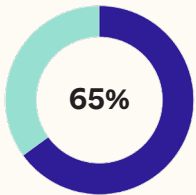
*Earnings, tax contribution, and spending power data reflect annual figures for 2023.

Employment and labor force participation

Long Beach

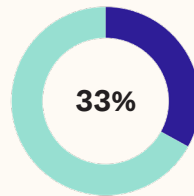


71,500 immigrant workers make up **28 percent** of the city's labor force.

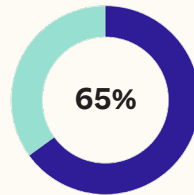


65 percent of the city's immigrants **participate in the labor force**.

California



6.6 million immigrant workers make up **33 percent** of the state's labor force.



65 percent of immigrants **participate in the state's labor force**, greater than the share among the state-born population (64 percent).

Sources

American Immigration Council:

"Map the Impact," available through <https://www.americanimmigrationcouncil.org> (accessed February 2025).

The Integrated Public Use Microdata Series (IPUMS-USA):

Steven Ruggles, Sarah Flood, Matthew Sobek, Daniel Backman, Annie Chen, Grace Cooper, Stephanie Richards, Renae Rodgers, and Megan Schouweiler. IPUMS USA: Version 15.0 [dataset]. Minneapolis, MN: IPUMS, 2024. <https://doi.org/10.18128/D010.V15.0>.

U.S. Census Bureau:

"Age and Nativity of Own Children under 18 Years in Families and

Subfamilies by Nativity of Parents," 2023 American Community Survey (ACS) 1-Year Estimates, available through <https://data.census.gov>.

"Selected Characteristics of the Foreign-Born Population by Period of Entry into the United States," 2023 ACS 5-Year Estimates, available through <https://data.census.gov>.

"Selected Characteristics of the Native and Foreign-Born Populations," 2023 ACS 5-Year Estimates, available through <https://data.census.gov>.