

## Immigrant population

Immigrants make up an important part of local communities in the Indianapolis metro area and Indiana. Nonetheless, no noncitizen is exempt from the risk of deportation, which threatens the stability and family unity of immigrants and U.S.-born people alike.

### Indianapolis Metro Area



176.4K  
Indianapolis

176,400 immigrants reside in Indianapolis, or 8 percent of Indianapolis's population.

### Indiana



426.5K  
Indiana

426,500 immigrants reside in Indiana, or 6 percent of the total population.

## Noncitizen population

104.1K

104,100 noncitizens are living in Indianapolis.

251.2K

251,200 noncitizens are living in Indiana.

## Children and families

### Indianapolis Metro Area


96.3K  
children

There are 96,300 children in Indianapolis with at least one immigrant parent.

### Indiana


198.6K  
children

There are 198,600 children in Indiana with at least one immigrant parent.



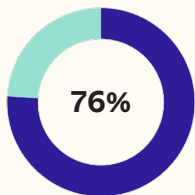
1 in 5

One in five children in Indianapolis has at least one immigrant parent.



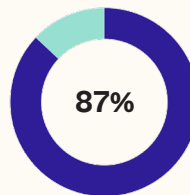
1 in 7

One in seven children in Indiana has at least one immigrant parent.



76%

The vast majority of children in Indianapolis with at least one immigrant parent (76 percent) were born in the United States.



87%

The vast majority of children in Indiana with at least one immigrant parent (87 percent) were born in the United States.

## Local community ties



97,900 immigrants residing in the Indianapolis metro area have lived in the United States since 2009 or earlier.



At least 39,100 homes in the Indianapolis metro area are owned by immigrants.



6,800 immigrants in the Indianapolis metro area are entrepreneurs.



30,600 immigrants in the Indianapolis metro area are students enrolled in pre-K through college or graduate school.

# Immigrants in the economy

Immigrants in Indiana and the United States are indispensable members of the workforce and contribute to the economy by paying federal, state, and local taxes.

## Tax contributions\*

### Indiana

**\$16.4B** Immigrant-led households **earned \$16.4 billion**.

**\$1.5B** Immigrants contributed **\$1.5 billion** in combined **state and local taxes**.

**\$2.6B** Immigrants contributed **\$2.6 billion** in **federal taxes**.

**\$12.3B** This means immigrant-led households have an estimated **\$12.3 billion** in **spending power**.

### United States

**\$2.4T** Immigrant-led households **earned \$2.4 trillion**.

**\$232.1B** Immigrants contributed **\$232.1 billion** in combined **state and local taxes**.

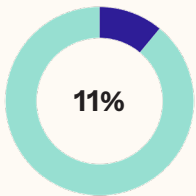
**\$419.8B** Immigrants contributed **\$419.8 billion** in **federal taxes**.

**\$1.7T** This means immigrant-led households have an estimated **\$1.7 trillion** in **spending power**.

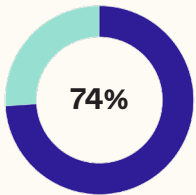
\*Earnings, tax contribution, and spending power data reflect annual figures for 2023.

## Employment and labor force participation

### Indianapolis Metro Area

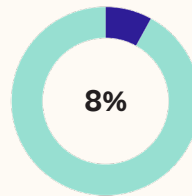


**119,500** immigrant workers make up **11 percent** of the metro area's labor force.

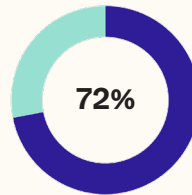


**74 percent** of the metro area's immigrants **participate in the labor force**, greater than the share among the metro area's U.S.-born population (67 percent).

### Indiana



**284,000** immigrant workers make up **8 percent** of the state's labor force.



**72 percent** of immigrants **participate in the state's labor force**, greater than the share among the state-born population (64 percent).

## Sources

American Immigration Council:

"Map the Impact," available through <https://www.americanimmigrationcouncil.org> (accessed February 2025).

The Integrated Public Use Microdata Series (IPUMS-USA):

Steven Ruggles, Sarah Flood, Matthew Sobek, Daniel Backman, Annie Chen, Grace Cooper, Stephanie Richards, Renae Rodgers, and Megan Schouweiler. IPUMS USA: Version 15.0 [dataset]. Minneapolis, MN: IPUMS, 2024. <https://doi.org/10.18128/D010.V15.0>.

U.S. Census Bureau:

"Age and Nativity of Own Children under 18 Years in Families and

Subfamilies by Nativity of Parents," 2023 American Community Survey (ACS) 1-Year Estimates, available through <https://data.census.gov>.

"Selected Characteristics of the Foreign-Born Population by Period of Entry into the United States," 2023 ACS 5-Year Estimates, available through <https://data.census.gov>.

"Selected Characteristics of the Native and Foreign-Born Populations," 2023 ACS 5-Year Estimates, available through <https://data.census.gov>.