

Hartford, Connecticut

March 2025

Immigrant population

Immigrants make up an important part of local communities in the Hartford metro area and Connecticut. Nonetheless, no noncitizen is exempt from the risk of deportation, which threatens the stability and family unity of immigrants and U.S.-born people alike.

Hartford Metro Area



159.6K
Hartford

159,600 immigrants reside in **Hartford**, or **14 percent** of Hartford's population.

Connecticut



587.5K
Connecticut

587,500 immigrants reside in **Connecticut**, or **16 percent** of the total population.

Noncitizen population

64K

64,000 noncitizens are living in **Hartford**.

265.4K

265,400 noncitizens are living in **Connecticut**.

Children and families

Hartford Metro Area

58K
children

There are **58,000** children in Hartford with at least one **immigrant parent**.

Connecticut

212.7K
children

There are **212,700** children in Connecticut with at least one **immigrant parent**.



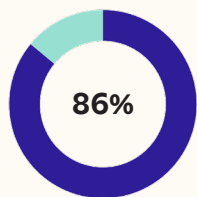
2 in 7

Two in seven children in Hartford have at least one **immigrant parent**.



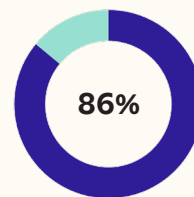
1 in 3

One in three children in Connecticut has at least one **immigrant parent**.



86%

The **vast majority of children** in Hartford with at least one immigrant parent (**86 percent**) were born in the United States.



86%

The **vast majority of children** in Connecticut with at least one immigrant parent (**86 percent**) were born in the United States.

Local community ties



111,600 immigrants residing in the Hartford metro area have lived in the United States **since 2009 or earlier**.



At least **45,300** homes in the Hartford metro area are **owned by immigrants**.



6,900 immigrants in the Hartford metro area are **entrepreneurs**.



21,000 immigrants in the Hartford metro area are **students** enrolled in pre-K through college or graduate school.

Immigrants in the economy

Immigrants in Connecticut and the United States are indispensable members of the workforce and contribute to the economy by paying federal, state, and local taxes.

Tax contributions*

Connecticut

\$30.7B Immigrant-led households **earned \$30.7 billion**.

\$3.3B Immigrants contributed **\$3.3 billion** in combined **state and local taxes**.

\$5.8B Immigrants contributed **\$5.8 billion** in **federal taxes**.

\$21.7B This means immigrant-led households have an estimated **\$21.7 billion** in **spending power**.

United States

\$2.4T Immigrant-led households **earned \$2.4 trillion**.

\$232.1B Immigrants contributed **\$232.1 billion** in combined **state and local taxes**.

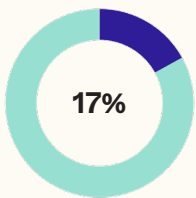
\$419.8B Immigrants contributed **\$419.8 billion** in **federal taxes**.

\$1.7T This means immigrant-led households have an estimated **\$1.7 trillion** in **spending power**.

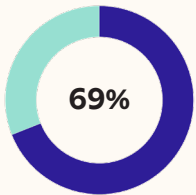
*Earnings, tax contribution, and spending power data reflect annual figures for 2023.

Employment and labor force participation

Hartford Metro Area

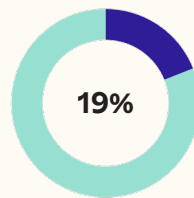


106,000 immigrant workers make up **17 percent** of the metro area's labor force.

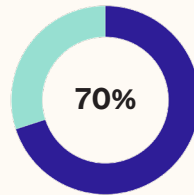


69 percent of the metro area's immigrants **participate in the labor force**, greater than the share among the metro area's U.S.-born population (65 percent).

Connecticut



385,400 immigrant workers make up **19 percent** of the state's labor force.



70 percent of immigrants **participate in the state's labor force**, greater than the share among the state-born population (65 percent).

Sources

American Immigration Council:

"Map the Impact," available through <https://www.americanimmigrationcouncil.org> (accessed February 2025).

The Integrated Public Use Microdata Series (IPUMS-USA):

Steven Ruggles, Sarah Flood, Matthew Sobek, Daniel Backman, Annie Chen, Grace Cooper, Stephanie Richards, Renae Rodgers, and Megan Schouweiler. IPUMS USA: Version 15.0 [dataset]. Minneapolis, MN: IPUMS, 2024. <https://doi.org/10.18128/D010.V15.0>.

U.S. Census Bureau:

"Age and Nativity of Own Children under 18 Years in Families and

Subfamilies by Nativity of Parents," 2023 American Community Survey (ACS) 1-Year Estimates, available through <https://data.census.gov>.

"Selected Characteristics of the Foreign-Born Population by Period of Entry into the United States," 2023 ACS 5-Year Estimates, available through <https://data.census.gov>.

"Selected Characteristics of the Native and Foreign-Born Populations," 2023 ACS 5-Year Estimates, available through <https://data.census.gov>.