

Immigrant population

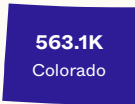
Immigrants make up an important part of local communities in the Fort Collins metro area and Colorado. Nonetheless, no noncitizen is exempt from the risk of deportation, which threatens the stability and family unity of immigrants and U.S.-born people alike.

Fort Collins Metro Area



19,500 immigrants reside in **Fort Collins**, or **5 percent** of Fort Collins's population.

Colorado



563,100 immigrants reside in **Colorado**, or **10 percent** of the total population.

Noncitizen population

9.4K

9,400 noncitizens are living in **Fort Collins**.

295.1K

295,100 noncitizens are living in **Colorado**.

Children and families

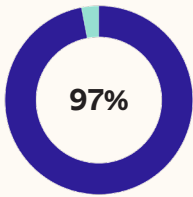
Fort Collins Metro Area

8.3K
children

There are **8,300** children in Fort Collins with at least one **immigrant parent**.



1 in 8




97%

The **vast majority of children** in Fort Collins with at least one immigrant parent (**97 percent**) were born in the United States.

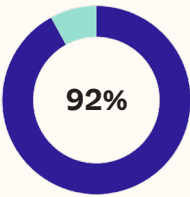
Colorado

245.4K
children

There are **245,400** children in Colorado with at least one **immigrant parent**.



2 in 9



92%

The **vast majority of children** in Colorado with at least one immigrant parent (**92 percent**) were born in the United States.

Local community ties



13,600 immigrants residing in the Fort Collins metro area have lived in the United States **since 2009 or earlier**.



At least **5,000** homes in the Fort Collins metro area are **owned by immigrants**.



1,300 immigrants in the Fort Collins metro area are **entrepreneurs**.



3,600 immigrants in the Fort Collins metro area are **students** enrolled in pre-K through college or graduate school.

Immigrants in the economy

Immigrants in Colorado and the United States are indispensable members of the workforce and contribute to the economy by paying federal, state, and local taxes.

Tax contributions*

Colorado

\$29B Immigrant-led households **earned \$29 billion**.

\$2.5B Immigrants contributed **\$2.5 billion** in combined **state and local taxes**.

\$5.2B Immigrants contributed **\$5.2 billion** in **federal taxes**.

\$21.3B This means immigrant-led households have an estimated **\$21.3 billion** in **spending power**.

United States

\$2.4T Immigrant-led households **earned \$2.4 trillion**.

\$232.1B Immigrants contributed **\$232.1 billion** in combined **state and local taxes**.

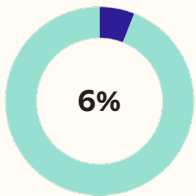
\$419.8B Immigrants contributed **\$419.8 billion** in **federal taxes**.

\$1.7T This means immigrant-led households have an estimated **\$1.7 trillion** in **spending power**.

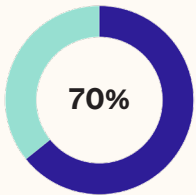
*Earnings, tax contribution, and spending power data reflect annual figures for 2023.

Employment and labor force participation

Fort Collins Metro Area

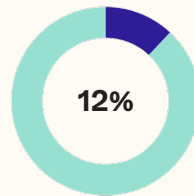


13,000 immigrant workers make up **6 percent** of the metro area's labor force.

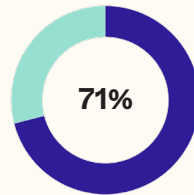


70 percent of the metro area's immigrants **participate in the labor force**, greater than the share among the metro area's U.S.-born population (67 percent).

Colorado



384,100 immigrant workers make up **12 percent** of the state's labor force.



71 percent of immigrants **participate in the state's labor force**, greater than the share among the state-born population (69 percent).

Sources

American Immigration Council:

"Map the Impact," available through <https://www.americanimmigrationcouncil.org> (accessed February 2025).

The Integrated Public Use Microdata Series (IPUMS-USA):

Steven Ruggles, Sarah Flood, Matthew Sobek, Daniel Backman, Annie Chen, Grace Cooper, Stephanie Richards, Renae Rodgers, and Megan Schouweiler. IPUMS USA: Version 15.0 [dataset]. Minneapolis, MN: IPUMS, 2024. <https://doi.org/10.18128/D010.V15.0>.

U.S. Census Bureau:

"Age and Nativity of Own Children under 18 Years in Families and

Subfamilies by Nativity of Parents," 2023 American Community Survey (ACS) 1-Year Estimates, available through <https://data.census.gov>.

"Selected Characteristics of the Foreign-Born Population by Period of Entry into the United States," 2023 ACS 5-Year Estimates, available through <https://data.census.gov>.

"Selected Characteristics of the Native and Foreign-Born Populations," 2023 ACS 5-Year Estimates, available through <https://data.census.gov>.