

Immigrant population

Immigrants make up an important part of local communities in Clark County and Nevada. Nonetheless, no noncitizen is exempt from the risk of deportation, which threatens the stability and family unity of immigrants and U.S.-born people alike.

Clark County



497,900 immigrants reside in **Clark County**, or **22 percent** of Clark County's population.

Nevada



613,800 immigrants reside in **Nevada**, or **19 percent** of the total population.

Noncitizen population

229.4K

229,400 noncitizens are living in **Clark County**.

285.1K

285,100 noncitizens are living in **Nevada**.

Children and families

Clark County

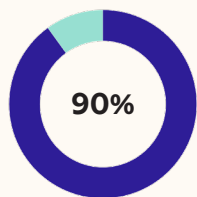
190.3K children

There are **190,300** children in Clark County with at least one **immigrant parent**.



2 in 5

Two in five children in Clark County have at least one **immigrant parent**.




The **vast majority of children** in Clark County with at least one immigrant parent (**90 percent**) were born in the United States.

Nevada

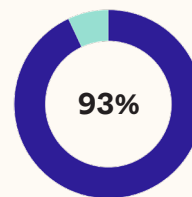
236.4K children

There are **236,400** children in Nevada with at least one **immigrant parent**.



3 in 8

Three in eight children in Nevada have at least one **immigrant parent**.



The **vast majority of children** in Nevada with at least one immigrant parent (**93 percent**) were born in the United States.

Local community ties



384,400 immigrants residing in Clark County have lived in the United States **since 2009 or earlier**.



At least **123,600** homes in Clark County are **owned by immigrants**.



20,800 immigrants in Clark County are **entrepreneurs**.



39,400 immigrants in Clark County are **students** enrolled in pre-K through college or graduate school.

Immigrants in the economy

Immigrants in Nevada and the United States are indispensable members of the workforce and contribute to the economy by paying federal, state, and local taxes.

Tax contributions*

Nevada

\$25B Immigrant-led households **earned \$25 billion**.

\$1.8B Immigrants contributed **\$1.8 billion** in combined **state and local taxes**.

\$4B Immigrants contributed **\$4 billion** in **federal taxes**.

\$19.1B This means immigrant-led households have an estimated **\$19.1 billion** in **spending power**.

United States

\$2.4T Immigrant-led households **earned \$2.4 trillion**.

\$232.1B Immigrants contributed **\$232.1 billion** in combined **state and local taxes**.

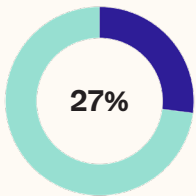
\$419.8B Immigrants contributed **\$419.8 billion** in **federal taxes**.

\$1.7T This means immigrant-led households have an estimated **\$1.7 trillion** in **spending power**.

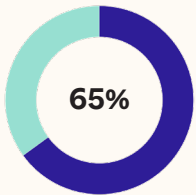
*Earnings, tax contribution, and spending power data reflect annual figures for 2023.

Employment and labor force participation

Clark County

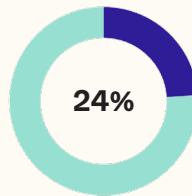


315,700 immigrant workers make up **27 percent** of the county's labor force.

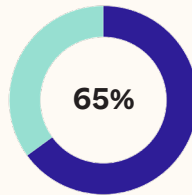


65 percent of the county's immigrants **participate in the labor force**, greater than the share among the county's U.S.-born population (63 percent).

Nevada



387,000 immigrant workers make up **24 percent** of the state's labor force.



65 percent of immigrants **participate in the state's labor force**, greater than the share among the state-born population (63 percent).

Sources

American Immigration Council:

"Map the Impact," available through <https://www.americanimmigrationcouncil.org> (accessed February 2025).

The Integrated Public Use Microdata Series (IPUMS-USA):

Steven Ruggles, Sarah Flood, Matthew Sobek, Daniel Backman, Annie Chen, Grace Cooper, Stephanie Richards, Renae Rodgers, and Megan Schouweiler. IPUMS USA: Version 15.0 [dataset]. Minneapolis, MN: IPUMS, 2024. <https://doi.org/10.18128/D010.V15.0>.

U.S. Census Bureau:

"Age and Nativity of Own Children under 18 Years in Families and

Subfamilies by Nativity of Parents," 2023 American Community Survey (ACS) 1-Year Estimates, available through <https://data.census.gov>.

"Selected Characteristics of the Foreign-Born Population by Period of Entry into the United States," 2023 ACS 5-Year Estimates, available through <https://data.census.gov>.

"Selected Characteristics of the Native and Foreign-Born Populations," 2023 ACS 5-Year Estimates, available through <https://data.census.gov>.