

Immigrant population

Immigrants make up an important part of local communities in Connecticut and the United States. Nonetheless, no noncitizen is exempt from the risk of deportation, which threatens the stability and family unity of immigrants and U.S.-born people alike.

Connecticut



587,500 immigrants reside in **Connecticut**, or **16 percent** of Connecticut's population.

United States



47.8 million immigrants reside in **United States**, or **14 percent** of the total population.

Noncitizen population

265.4K

265,400 noncitizens are living in **Connecticut**.

22.9M

22.9 million noncitizens are living in **United States**.

Children and families

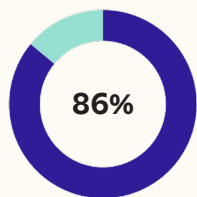
Connecticut

212.7K
children

There are **212,700** children in Connecticut with at least one **immigrant parent**.



One in three children in Connecticut has at least one **immigrant parent**.



The **vast majority of children** in Connecticut with at least one immigrant parent (**86 percent**) were born in the United States.

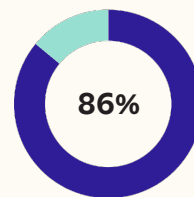
United States

17.9M
children

There are **17.9 million** children in United States with at least one **immigrant parent**.



One in four children in United States has at least one **immigrant parent**.



The **vast majority of children** in United States with at least one immigrant parent (**86 percent**) were born in the United States.

Local community ties



376,100 immigrants residing in Connecticut have lived in the United States **since 2009 or earlier**.



At least **145,900** homes in Connecticut are **owned by immigrants**.



31,000 immigrants in Connecticut are **entrepreneurs**.



84,100 immigrants in Connecticut are **students** enrolled in pre-K through college or graduate school.

Immigrants in the economy

Immigrants in Connecticut and the United States are indispensable members of the workforce and contribute to the economy by paying federal, state, and local taxes.

Tax contributions*

Connecticut

\$30.7B Immigrant-led households **earned \$30.7 billion**.

\$3.3B Immigrants contributed **\$3.3 billion** in combined **state and local taxes**.

\$5.8B Immigrants contributed **\$5.8 billion** in **federal taxes**.

\$21.7B This means immigrant-led households have an estimated **\$21.7 billion** in **spending power**.

United States

\$2.4T Immigrant-led households **earned \$2.4 trillion**.

\$232.1B Immigrants contributed **\$232.1 billion** in combined **state and local taxes**.

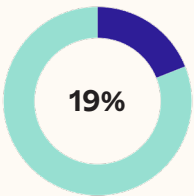
\$419.8B Immigrants contributed **\$419.8 billion** in **federal taxes**.

\$1.7T This means immigrant-led households have an estimated **\$1.7 trillion** in **spending power**.

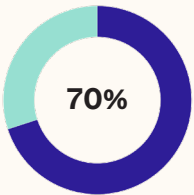
*Earnings, tax contribution, and spending power data reflect annual figures for 2023.

Employment and labor force participation

Connecticut

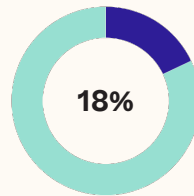


385,400 immigrant workers make up **19 percent** of the state's labor force.

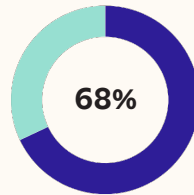


70 percent of the state's immigrants **participate in the labor force**, greater than the share among the state's U.S.-born population (65 percent).

United States



30.7 million immigrant workers make up **18 percent** of the country's labor force.



68 percent of immigrants **participate in the country's labor force**, greater than the share among the U.S.-born population (63 percent).

Sources

American Immigration Council:

"Map the Impact," available through <https://www.americanimmigrationcouncil.org> (accessed April 2025).

The Integrated Public Use Microdata Series (IPUMS-USA):

Steven Ruggles, Sarah Flood, Matthew Sobek, Daniel Backman, Annie Chen, Grace Cooper, Stephanie Richards, Renae Rodgers, and Megan Schouweiler. IPUMS USA: Version 15.0 [dataset]. Minneapolis, MN: IPUMS, 2024. <https://doi.org/10.18128/D010.V15.0>.

U.S. Census Bureau:

"Age and Nativity of Own Children under 18 Years in Families and

Subfamilies by Nativity of Parents," 2023 American Community Survey (ACS) 1-Year Estimates, available through <https://data.census.gov>.

"Selected Characteristics of the Foreign-Born Population by Period of Entry into the United States," 2023 ACS 1-Year Estimates, available through <https://data.census.gov>.

"Selected Characteristics of the Native and Foreign-Born Populations," 2023 ACS 1-Year Estimates, available through <https://data.census.gov>.