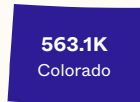


Immigrant population

Immigrants make up an important part of local communities in Colorado and the United States. Nonetheless, no noncitizen is exempt from the risk of deportation, which threatens the stability and family unity of immigrants and U.S.-born people alike.

Colorado



563,100 immigrants reside in **Colorado**, or **10 percent** of Colorado's population.

United States



47.8 million immigrants reside in the **United States**, or **14 percent** of the total population.

Noncitizen population

295.1K

295,100 noncitizens are living in **Colorado**.

22.9M

22.9 million noncitizens are living in the **United States**.

Children and families

Colorado


245.4K children

There are **245,400 children** in Colorado with at least one **immigrant parent**.

United States

17.9M children

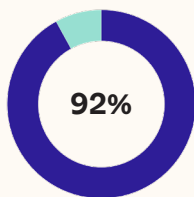
There are **17.9 million children** in the United States with at least one **immigrant parent**.



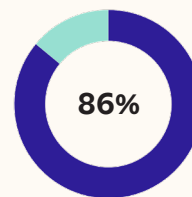
Two in nine children in Colorado have at least one **immigrant parent**.



One in four children in the United States has at least one **immigrant parent**.



The **vast majority of children** in Colorado with at least one immigrant parent (**92 percent**) were born in the United States.



The **vast majority of children** in the United States with at least one immigrant parent (**86 percent**) were born in the United States.

Local community ties



378,200 immigrants residing in Colorado have lived in the United States **since 2009 or earlier**.



At least **133,800 homes** in Colorado are **owned by immigrants**.



27,300 immigrants in Colorado are **entrepreneurs**.



63,600 immigrants in Colorado are **students** enrolled in pre-K through college or graduate school.

Immigrants in the economy

Immigrants in Colorado and the United States are indispensable members of the workforce and contribute to the economy by paying federal, state, and local taxes.

Tax contributions*

Colorado

\$29B Immigrant-led households **earned \$29 billion**.

\$2.5B Immigrants contributed **\$2.5 billion** in combined **state and local taxes**.

\$5.2B Immigrants contributed **\$5.2 billion** in **federal taxes**.

\$21.3B This means immigrant-led households have an estimated **\$21.3 billion** in **spending power**.

United States

\$2.4T Immigrant-led households **earned \$2.4 trillion**.

\$232.1B Immigrants contributed **\$232.1 billion** in combined **state and local taxes**.

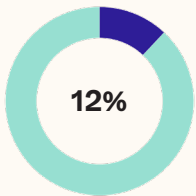
\$419.8B Immigrants contributed **\$419.8 billion** in **federal taxes**.

\$1.7T This means immigrant-led households have an estimated **\$1.7 trillion** in **spending power**.

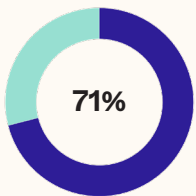
*Earnings, tax contribution, and spending power data reflect annual figures for 2023.

Employment and labor force participation

Colorado

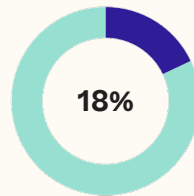


384,100 immigrant workers make up **12 percent** of the state's labor force.

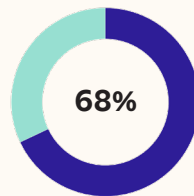


71 percent of the state's immigrants **participate in the labor force**, greater than the share among the state's U.S.-born population (69 percent).

United States



30.7 million immigrant workers make up **18 percent** of the country's labor force.



68 percent of immigrants **participate in the country's labor force**, greater than the share among the U.S.-born population (63 percent).

Sources

American Immigration Council:

"Map the Impact," available through <https://www.americanimmigrationcouncil.org> (accessed February 2025).

The Integrated Public Use Microdata Series (IPUMS-USA):

Steven Ruggles, Sarah Flood, Matthew Sobek, Daniel Backman, Annie Chen, Grace Cooper, Stephanie Richards, Renae Rodgers, and Megan Schouweiler. IPUMS USA: Version 15.0 [dataset]. Minneapolis, MN: IPUMS, 2024. <https://doi.org/10.18128/D010.V15.0>.

U.S. Census Bureau:

"Age and Nativity of Own Children under 18 Years in Families and

Subfamilies by Nativity of Parents," 2023 American Community Survey (ACS) 1-Year Estimates, available through <https://data.census.gov>.

"Selected Characteristics of the Foreign-Born Population by Period of Entry into the United States," 2023 ACS 1-Year Estimates, available through <https://data.census.gov>.

"Selected Characteristics of the Native and Foreign-Born Populations," 2023 ACS 1-Year Estimates, available through <https://data.census.gov>.