

Arlington County, Virginia

March 2025

Immigrant population

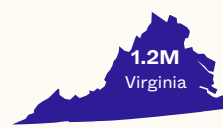
Immigrants make up an important part of local communities in Arlington County and Virginia. Nonetheless, no noncitizen is exempt from the risk of deportation, which threatens the stability and family unity of immigrants and U.S.-born people alike.

Arlington County



51,700 immigrants reside in **Arlington County**, or **22 percent** of Arlington County's population.

Virginia



1.2 million immigrants reside in **Virginia**, or **13 percent** of the total population.

Noncitizen population

25K

25,000 noncitizens are living in **Arlington County**.

498.2K

498,200 noncitizens are living in **Virginia**.

Children and families

Arlington County

14.9K children

There are **14,900 children** in Arlington County with at least one **immigrant parent**.

Virginia

467K children

There are **467,000 children** in Virginia with at least one **immigrant parent**.



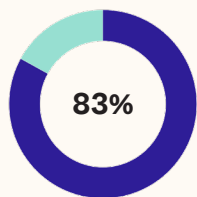
3 in 8

Three in eight children in Arlington County have at least one **immigrant parent**.



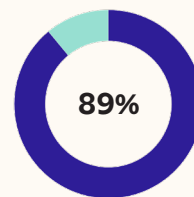
1 in 4

One in four children in Virginia has at least one **immigrant parent**.



83%

The **vast majority of children** in Arlington County with at least one immigrant parent (**83 percent**) were born in the United States.



89%

The **vast majority of children** in Virginia with at least one immigrant parent (**89 percent**) were born in the United States.

Local community ties



32,600 immigrants residing in Arlington County have lived in the United States **since 2009 or earlier**.



At least **8,100** homes in Arlington County are **owned by immigrants**.



1,800 immigrants in Arlington County are **entrepreneurs**.



7,700 immigrants in Arlington County are **students** enrolled in pre-K through college or graduate school.

Immigrants in the economy

Immigrants in Virginia and the United States are indispensable members of the workforce and contribute to the economy by paying federal, state, and local taxes.

Tax contributions*

Virginia

\$64.8B Immigrant-led households **earned \$64.8 billion**.

\$6.2B Immigrants contributed **\$6.2 billion** in combined **state and local taxes**.

\$12.1B Immigrants contributed **\$12.1 billion** in **federal taxes**.

\$46.5B This means immigrant-led households have an estimated **\$46.5 billion** in **spending power**.

United States

\$2.4T Immigrant-led households **earned \$2.4 trillion**.

\$232.1B Immigrants contributed **\$232.1 billion** in combined **state and local taxes**.

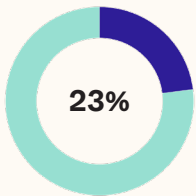
\$419.8B Immigrants contributed **\$419.8 billion** in **federal taxes**.

\$1.7T This means immigrant-led households have an estimated **\$1.7 trillion** in **spending power**.

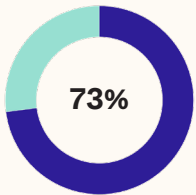
*Earnings, tax contribution, and spending power data reflect annual figures for 2023.

Employment and labor force participation

Arlington County

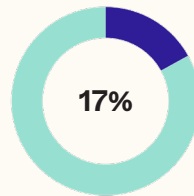


36,000 immigrant workers make up **23 percent** of the county's labor force.

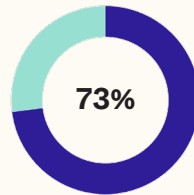


73 percent of the county's immigrants **participate in the labor force**.

Virginia



789,400 immigrant workers make up **17 percent** of the state's labor force.



73 percent of immigrants **participate in the state's labor force**, greater than the share among the state-born population (64 percent).

Sources

American Immigration Council:

"Map the Impact," available through <https://www.americanimmigrationcouncil.org> (accessed February 2025).

The Integrated Public Use Microdata Series (IPUMS-USA):

Steven Ruggles, Sarah Flood, Matthew Sobek, Daniel Backman, Annie Chen, Grace Cooper, Stephanie Richards, Renae Rodgers, and Megan Schouweiler. IPUMS USA: Version 15.0 [dataset]. Minneapolis, MN: IPUMS, 2024. <https://doi.org/10.18128/D010.V15.0>.

U.S. Census Bureau:

"Age and Nativity of Own Children under 18 Years in Families and

Subfamilies by Nativity of Parents," 2023 American Community Survey (ACS) 1-Year Estimates, available through <https://data.census.gov>.

"Selected Characteristics of the Foreign-Born Population by Period of Entry into the United States," 2023 ACS 5-Year Estimates, available through <https://data.census.gov>.

"Selected Characteristics of the Native and Foreign-Born Populations," 2023 ACS 5-Year Estimates, available through <https://data.census.gov>.