

## Immigrant population

Immigrants make up an important part of local communities in Alexandria and Virginia. Nonetheless, no noncitizen is exempt from the risk of deportation, which threatens the stability and family unity of immigrants and U.S.-born people alike.

### Alexandria



**38,600 immigrants** reside in Alexandria, or **25 percent** of Alexandria's population.

### Virginia



**1.2 million immigrants** reside in Virginia, or **13 percent** of the total population.

## Noncitizen population

**20K**

**20,000 noncitizens** are living in Alexandria.

**498.2K**


**498,200 noncitizens** are living in Virginia.

## Children and families

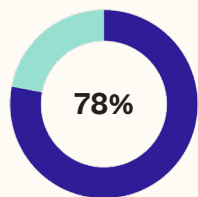
### Alexandria

**12.3K children**

There are **12,300 children** in Alexandria with at least one **immigrant parent**.



**Four in nine children** in Alexandria have at least one **immigrant parent**.



The **vast majority of children** in Alexandria with at least one immigrant parent (**78 percent**) were born in the United States.

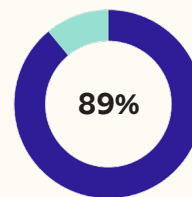
### Virginia

**467K children**

There are **467,000 children** in Virginia with at least one **immigrant parent**.



**One in four children** in Virginia has at least one **immigrant parent**.



The **vast majority of children** in Virginia with at least one immigrant parent (**89 percent**) were born in the United States.

## Local community ties



**22,800** immigrants residing in Alexandria have lived in the United States **since 2009 or earlier**.



At least **4,800** homes in Alexandria are **owned by immigrants**.



**1,900** immigrants in Alexandria are **entrepreneurs**.



**5,600** immigrants in Alexandria are **students** enrolled in pre-K through college or graduate school.

# Immigrants in the economy

Immigrants in Virginia and the United States are indispensable members of the workforce and contribute to the economy by paying federal, state, and local taxes.

## Tax contributions\*

### Virginia

**\$64.8B** Immigrant-led households **earned \$64.8 billion**.

**\$6.2B** Immigrants contributed **\$6.2 billion** in combined **state and local taxes**.

**\$12.1B** Immigrants contributed **\$12.1 billion** in **federal taxes**.

**\$46.5B** This means immigrant-led households have an estimated **\$46.5 billion** in **spending power**.

### United States

**\$2.4T** Immigrant-led households **earned \$2.4 trillion**.

**\$232.1B** Immigrants contributed **\$232.1 billion** in combined **state and local taxes**.

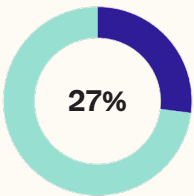
**\$419.8B** Immigrants contributed **\$419.8 billion** in **federal taxes**.

**\$1.7T** This means immigrant-led households have an estimated **\$1.7 trillion** in **spending power**.

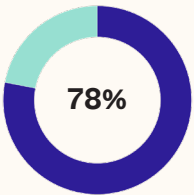
\*Earnings, tax contribution, and spending power data reflect annual figures for 2023.

## Employment and labor force participation

### Alexandria

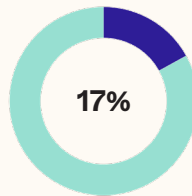


**27,900** immigrant workers make up **27 percent** of the city's labor force.

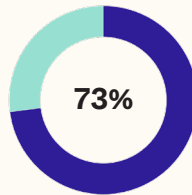


**78 percent** of the city's immigrants **participate in the labor force**.

### Virginia



**789,400** immigrant workers make up **17 percent** of the state's labor force.



**73 percent** of immigrants **participate in the state's labor force**, greater than the share among the state-born population (64 percent).

## Sources

American Immigration Council:

"Map the Impact," available through <https://www.americanimmigrationcouncil.org> (accessed February 2025).

The Integrated Public Use Microdata Series (IPUMS-USA):

Steven Ruggles, Sarah Flood, Matthew Sobek, Daniel Backman, Annie Chen, Grace Cooper, Stephanie Richards, Renae Rodgers, and Megan Schouweiler. IPUMS USA: Version 15.0 [dataset]. Minneapolis, MN: IPUMS, 2024. <https://doi.org/10.18128/D010.V15.0>.

U.S. Census Bureau:

"Age and Nativity of Own Children under 18 Years in Families and

Subfamilies by Nativity of Parents," 2023 American Community Survey (ACS) 1-Year Estimates, available through <https://data.census.gov>.

"Selected Characteristics of the Foreign-Born Population by Period of Entry into the United States," 2023 ACS 5-Year Estimates, available through <https://data.census.gov>.

"Selected Characteristics of the Native and Foreign-Born Populations," 2023 ACS 5-Year Estimates, available through <https://data.census.gov>.